

## Google Apps:

Agile CRM integrates with different google apps seamlessly and lets customers to sync their contacts & calendar between their Google and Agile accounts. Here's how you can enable your Google Apps in Agile CRM.

### Calendar Sync

Now keep all your calendars in sync and do not miss out any important meetings or events. Sync your Agile calendar with Google calendar and always stay notified of your meetings and tasks wherever you are.

	Sun 3/23	Mon 3/24	Tue 3/25	Wed 3/26	Th 3/27
all-day					
10am			10:00 - 11:00 Breakfast at Mark's		
11am					
12pm		12:00 - 1:00 Call Steve			
1pm					

By enabling access to your Google Calendar, we'll automatically sync your events in your Google Calendar with Agile calendar. You can also setup Agile calendar inside Google

Enable

S	M	T	W	T	F	S
23	24	25	26	27	28	1
2	3	4	5	6	7	8
9	10	11	12	13	14	15
16	17	18	19	20	21	22
23	24	25	26	27	28	29
30	31	1	2	3	4	5

8am	9am	10am	11am	12pm	1pm	2pm	3pm
		10 - 11 Breakfast at Mark's		12p - 1p Call Steve Regarding the Contract			

#### iCalendar Feed URL

**Subscribe to your events**  
webcal://our.agilecrm.com/backend/ical/pmtn8ks3kh81adn45ut5cs65e9

**Adding to Google Calendar:**

1. Copy the above iCalendar webcal link.
2. Log into your Google Calendar and select **Add by URL** from the menu within **Other calendars**.
3. Paste the Calendar feed URL into the box provided and click on **Add Calendar**

Once you have completed these steps it may take few minutes for your events to appear in your Google Calendar.

**Adding to Outlook 2007 or Later:**

1. Click the link for the Internet Calendar Subscription.
2. At the prompt, click **Launch Application**.
3. Outlook opens with a prompt, **Add this Internet Calendar to Outlook and subscribe to updates**, click **Yes**.

The Calendar is added to Calendar view under **Other Calendars**.


✉ Send Calendar Feed URL via Email

## 1. Go to Preferences

Go to the preferences page and locate the Google Calendar Sync under the 'Google Apps' tab. Click on the 'Enable' button to enable calendar sync.


## Preferences

Personal Settings   Email   Email Templates   Notifications   Widgets   Google Apps




Agile can periodically sync your contacts in your CRM with your Google Contacts.

Enable



By enabling access to your Google Calendar, we'll automatically sync your events in your Google Calendar with Agile calendar. You can also setup Agile calendar inside Google

Enable




Google Mail/Apps

Allow access here



## 2. Authorize

Sign In to the account you want to sync calendars with and authorize access to Agile for calendar sync.



**Agile CRM** ▾

This app would like to:

-  Manage your calendars 

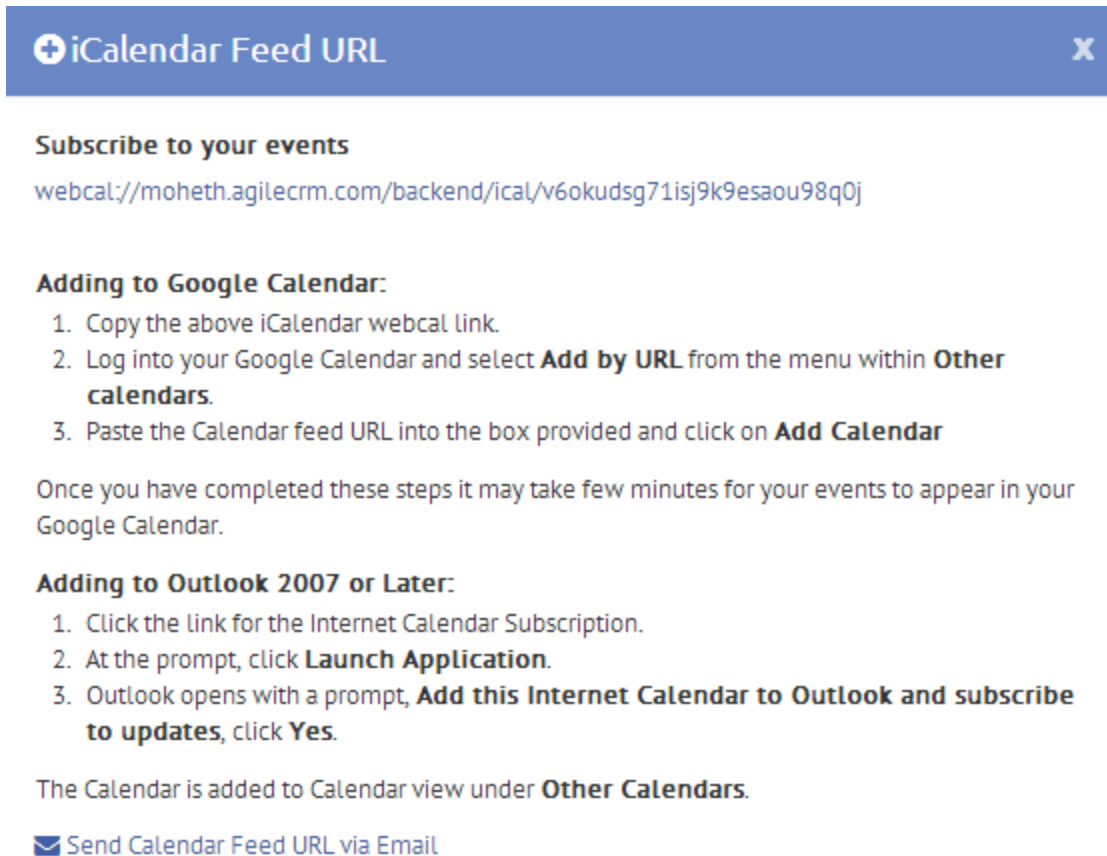
Agile CRM and Google will use this information in accordance with their respective terms of service and privacy policies.

Cancel   **Accept**

3. By enabling access to your Google Calendar, we'll automatically sync your events in your Google Calendar with Agile calendar.

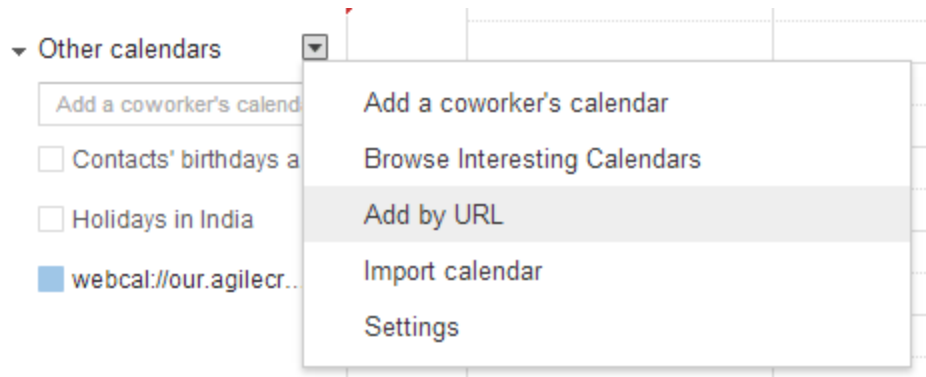
#### 4. Add Agile Calendar to Google Calendar

To add Agile calendar to Google Calendar, take your webcal link (you can find the link when you click on the "Subscribe to iCalendar feed" link).



The screenshot shows a blue header bar with a white plus icon and the text "iCalendar Feed URL" on the left, and a white "X" icon on the right. Below the header, the text "Subscribe to your events" is followed by a webcal URL: `webcal://moheth.agilecrm.com/backend/ical/v6okudsg71isj9k9esaou98q0j`. Underneath, the section "Adding to Google Calendar:" is followed by a numbered list of three steps: 1. Copy the above iCalendar webcal link. 2. Log into your Google Calendar and select **Add by URL** from the menu within **Other calendars**. 3. Paste the Calendar feed URL into the box provided and click on **Add Calendar**. Below the list, a paragraph states: "Once you have completed these steps it may take few minutes for your events to appear in your Google Calendar." The next section, "Adding to Outlook 2007 or Later:", is followed by another numbered list of three steps: 1. Click the link for the Internet Calendar Subscription. 2. At the prompt, click **Launch Application**. 3. Outlook opens with a prompt, **Add this Internet Calendar to Outlook and subscribe to updates**, click **Yes**. At the bottom of the screenshot, a blue envelope icon is followed by the text "Send Calendar Feed URL via Email".

Now go to your Google calendar and under "Other Calendars" go to 'Add by URL' and add the webcal link you have to add Agile Calendar to Google.



## **Read More:**

[Agile CRM Google Apps Integration](#)

[Google Contacts Sync - Agile CRM Google Apps Integration](#)

[Google Calendar Sync - Agile CRM Google Apps Integration](#)

[Gmail/Apps Sync - Agile CRM Google Apps Integration](#)

[Google Drive Integration - Agile CRM Google Apps Integration](#)